




# AI ON SOCIAL MEDIA



# Structure

- \* Features of fake photos
- \* working with the Greenscreen
- \* our pictures of the week (real and fake)
- \* conclusion

# Features of fake photos

- \* reflections and shadows can be hints for faked pictures
- \* assess the perspective, shadows and proportions
- \* use a reverse image search
- \* evaluate the naturalness of tones and colors
- \* get image media data
- \* very blurred background
- \* 9-lack of symmetry in the face
- \* parts of the image looks painted

# Working with the Greenscreen

## **materials:**

- \* greenscreen
- \* good light
- \* stuffed animals
- \* camera (mobile phone)
- \* tripod

# Working with the Greenscreen

## how to do it:

- \* turn on lights & good lightning
- \* position of stuffed animals
- \* take pictures
- \* image editing with the app pixart
- \* remove the background
- \* edit size, position & shadows

# Working with the Greenscreen

## **Attention:**

- \* good light
- \* no green things (clothes, stuffed animals)
- \* no wrinkles or shadows in the screen
- \* no lightning

# Our pictures of the week

- \* Our own green screen photos





**THE SHEEP „LEONOR“ ON THE GRAS**



**THE SHEEP „LEONOR“ IN FRONT OF THE LIBRARY**




**THE SHEEP „LEONOR“ IN FRONT OF THE CASTLE**

Long story short, the AI is a good tool easily accessible, that makes everyday life easier for anyone, but it can be dangerous. If you use it in the wrong way you could be punished.




**THANK YOU FOR LISTENING!**



**ARE THERE ANY QUESTIONS?**

ARE THERE ANY QUESTIONS?



**BYEEEEEE...**

